



SERC

EQUITY. EXCELLENCE. EDUCATION.

# EFFECTIVE TIER 1 INSTRUCTIONAL PRACTICES

---

Irene H. Zytka, Ed.D  
SERC Consultant

# Tier 1

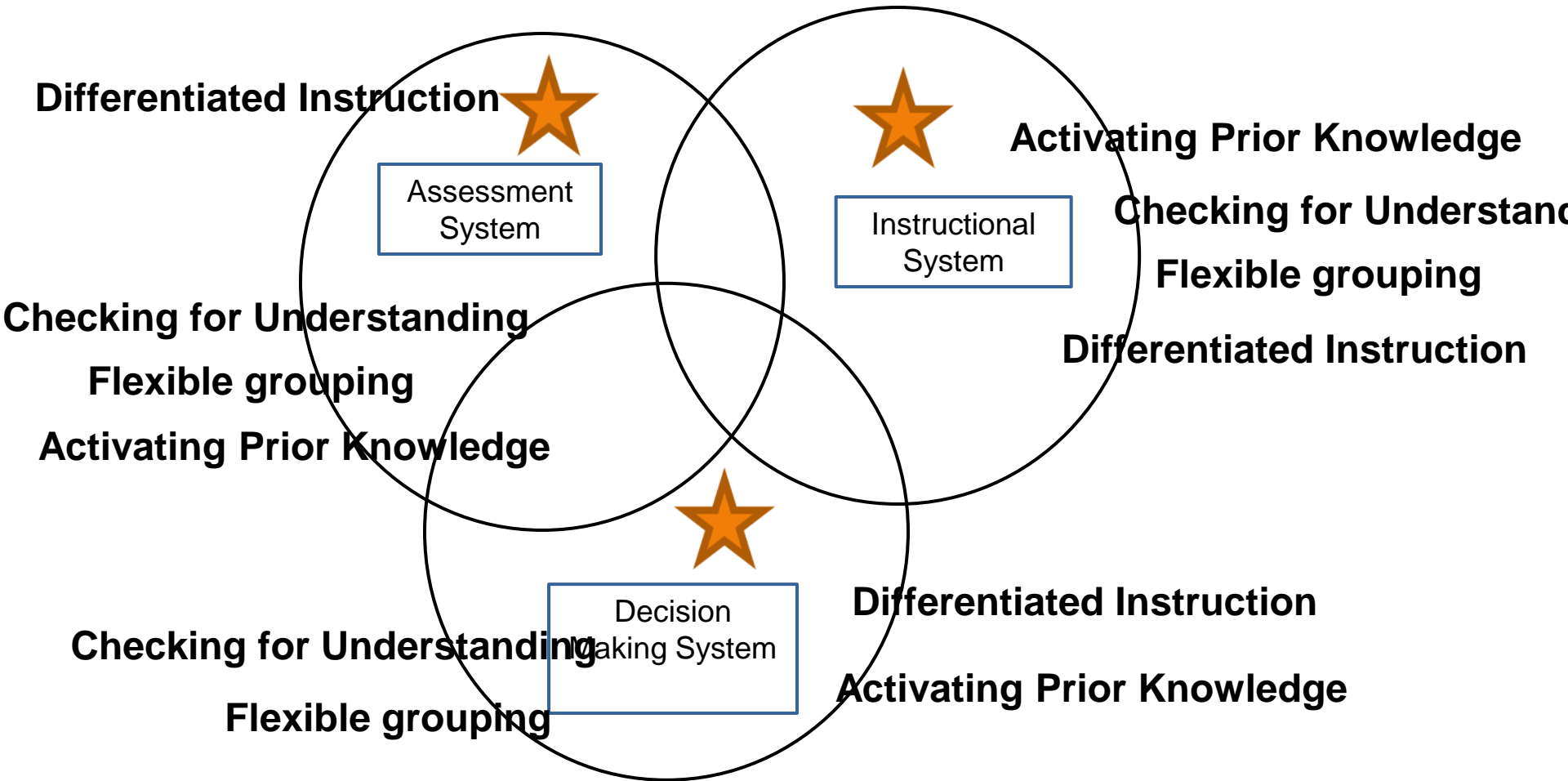
**Powerful classroom instruction begins with the adoption and use of an **evidence-based curriculum**, but effective teachers do not simply teach such a program page-by-page in the same way for all students. Rather, they **differentiate instruction**, providing instruction designed to meet the specific needs of students in the class.”**

*RTI Action Network*

## **Focus areas for a strong core in Tier 1...**

- Activation prior knowledge
- Checking for Understanding
- Improving student engagement through flexible grouping
- Differentiated Instruction

# Where do the focus areas fit in the SRBI framework?



# Focus on Instructional Objectives



1. What should students know and be able to Do (objective)?

2. How does this lesson objective fit into the “big picture” of instruction this year?  
(Introduction of skill, review of skill, introduction of skill at more complex level)

3. How will I, and they, know when they are successful?

4. What learning experiences will facilitate their success?

5. What resources will I Use?

6. Based on data, how do I refine the learning experiences?

# Task Analysis


Given a task to be accomplished, how do we get there?  
What kinds of lessons and practices are needed if  
key performances are to be mastered?

1. Is the task valid and worthwhile?
2. What are the skills, knowledge, and understanding that students need to have in order to be successful at moving toward mastery of the standard and completion of the task?
3. Which students have mastered which parts of which skills?
4. Design differentiated instruction which address the various levels of student understanding.

# Activating Prior Knowledge:

## Why is it important?

Research indicates that “....what students already know about the content is one of the strongest indicators of how well they will learn new information;” therefore, it is critical that teachers begin to spend more time with focused instruction to build background knowledge.




Marzano, R. (2004), *Building Background Knowledge*. Alexandria, VA: ASCD.



# How do we acquire background knowledge?

**It is dependent on....**

- 1. Life experiences**
- 2. Ability to process and store information**
- 3. The quantity and variety of our academically enriching experiences**



# Important Components of APK

- Activate **Relevant** Prior Knowledge
- Minimize **Irrelevant** Prior Knowledge
- Compensate for **Missing** Prior Knowledge

# 4 Questions to ask...



1. Does my lesson lend itself to an activator?

***Best-*** lessons that involve concepts


***Not as useful-*** lessons that involve procedural skills

2. Do your students have the prior knowledge they need?

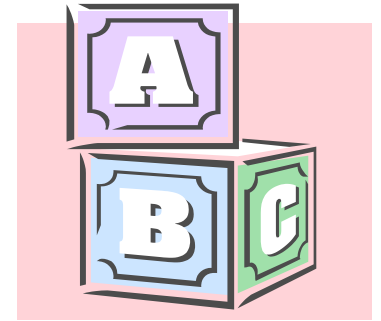
3. Are there any distracting details in your lesson that might activate irrelevant prior knowledge?

4. What is the most appropriate activator given the type of background knowledge students need and how you want them to use it in an upcoming lesson?

Strategy....



## ABC Brainstorm



Students think of a word or phrase associated with a new topic, matched to the letter of the alphabet.

# ABC BRAINSTORM

**A-B**

**C-D**

**E-F**

**G-H**

**I-J**

**K-L**

# ABC BRAINSTORM

**M-N**

**O-P**

**Q-R-S**

**T-U**

**V-W**

**X-Y-Z**

# Strategy....Exclusion Brainstorming



(Blachowicz, 1986, Tompkins, 2004, McBride, 2005)

- Alternative to pre-assessment of known words/vocabulary
- Allows students the opportunity to discuss words as they relate to a specific topic and identify words that might not belong
- **Let's give it a try!**

What words might *not* be included in an article about bullying?

School

Threats

Cyber Stalking

Diseases

Angry

Ignore

Mechanical

Teasing

Illegal

Harassment

Hurtful

Relational



# Strategy....3-2-1 Bridge

A strategy for activating prior knowledge and making connections

Your Initial  
responses to  
the topic

3 Thoughts  
2 Questions  
1 Analogy

Your new  
responses to  
the topic

3 Thoughts  
2 Questions  
1 Analogy



Bridge:

Explain how your new responses connect to your initial responses?

# Examples from the field....



**DO NOW - ACTIVATING PRIOR KNOWLEDGE**

# What do you already know about World War I?



Make a LIST of anything you remember about the study of World War I from **Global 10**.

- trench warfare
- Allies vs. Central Powers
  - no man's land
  - German U-Boats
- machine guns and poison gas

**Do Now?**



**UNITED NATIONS**

The logo of the League of Nations, featuring a blue star with a white outline, set against a white background. The star is composed of several triangles meeting at a central point. A horizontal white bar with a blue border is superimposed across the center of the star.

**LEAGUE OF NATIONS**



**kamikaze**



**DO NOW 4/16**

# **Liberating The Camps**

**What was YOUR reaction to seeing the discovery of the Nazi concentration camp?**

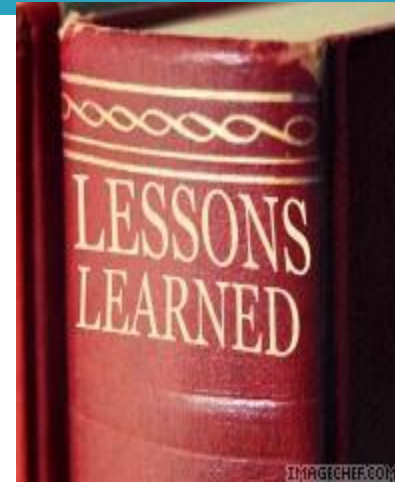


GoneMovie.com

# *Why check for understanding?*

- **Students bring in background knowledge that influences how they understand the materials you share and the lessons or learning opportunities teachers provide.**
- **It identifies and confronts misconceptions that interfere with learning.**
- **Provides students with a model of good study skills.**
- **A systematic approach to formative assessment**



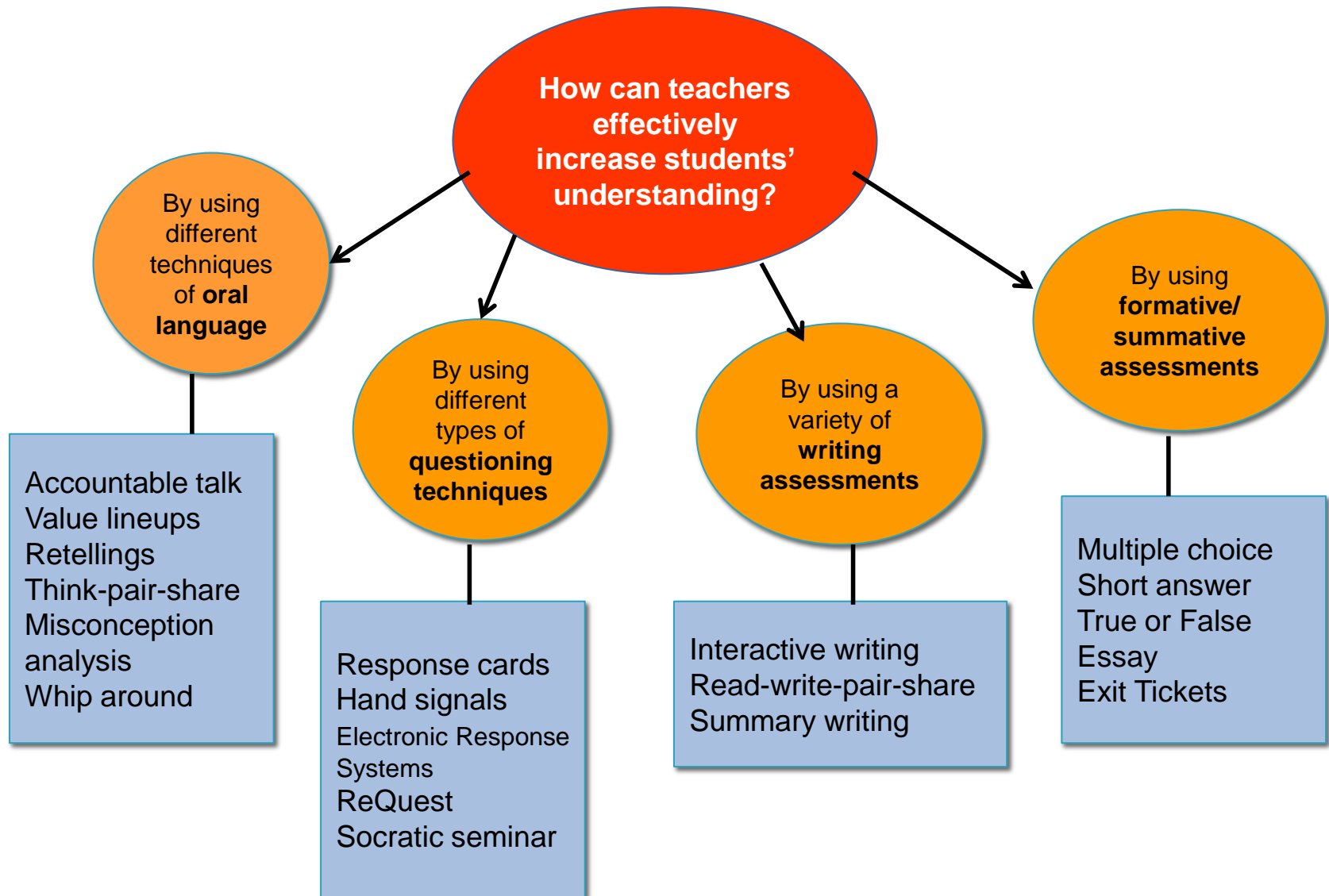


*Assessment is derived from “assidere” which means “to sit with or beside.” It is something we do with and for a student, not something we do to them. - Green*

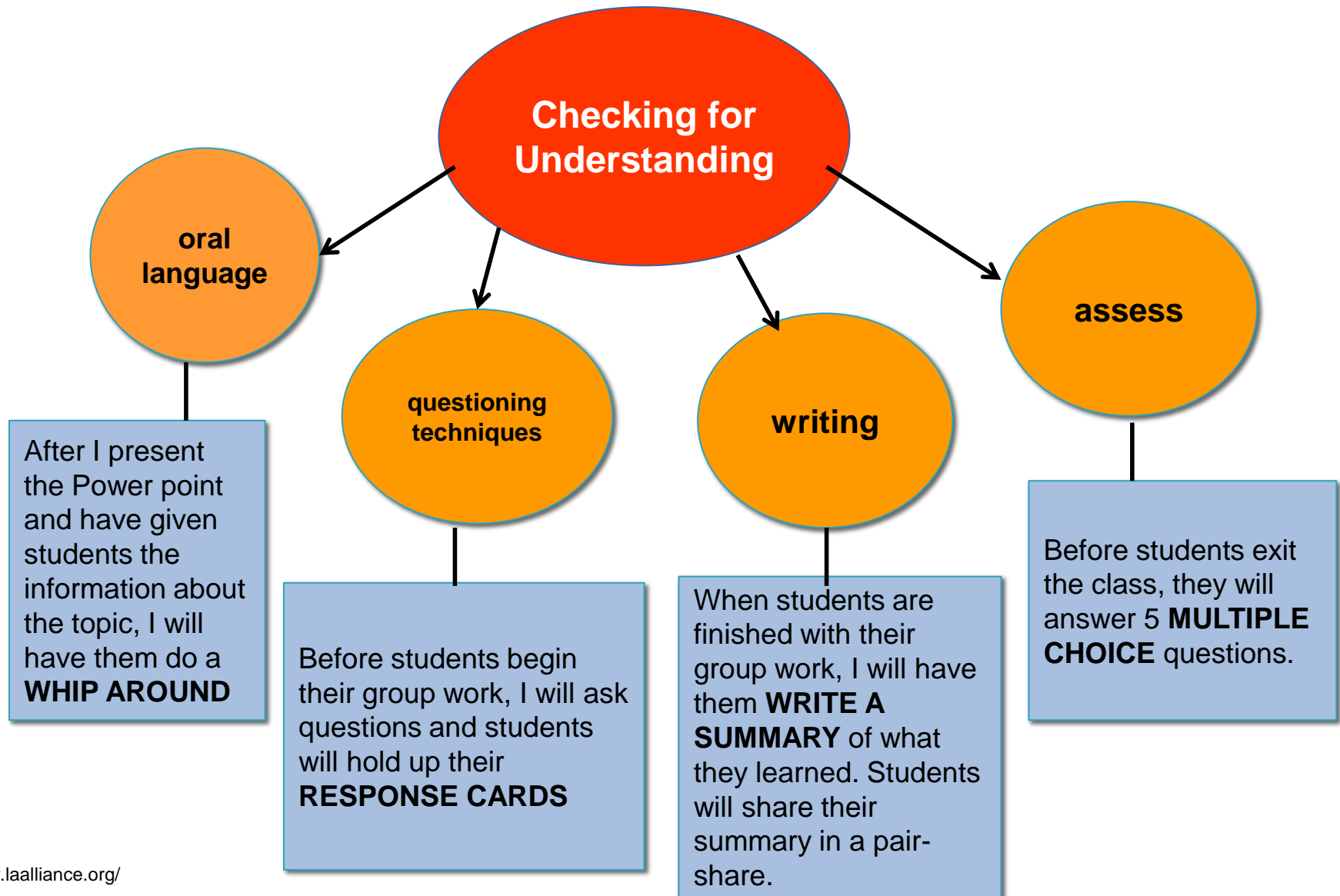
# Comparison of Formative and Summative Assessments

	<b>Formative Assessments</b>	<b>Summative Assessments</b>
Purpose	To improve instruction and provide student feedback	To measure student competency
When administered	Ongoing throughout unit	End of unit or course
How students use results	To self-monitor understanding	To gauge their progress toward course or grade-level goals and benchmarks
How teachers	To check for	For grades,


# Checking for Understanding



# Sample Plan



# 5 Minute Strategies




**These are quick (5-minutes or less) daily strategies which can be used any time during a lesson to help the teacher (and students) check for understanding.**

**In addition to checking for understanding, these strategies are a great way to provide closure to lessons. Again, if students feel that the teacher is checking for understanding every day, they will be more concerned about their learning.**

# Connect to Today

Think about how what we've been studying might be connected to things that are going on today.

EX: Migrations have occurred at various times in history. Today, immigrants from Mexico is a controversial topic.




# It Never Happened

- Pretend that \_\_\_\_\_ had never happened or \_\_\_\_\_ had never been born. How would things be different?
- Discuss this with your partner

*EX: What if the bullet of John Wilkes Booth had been deflected on the night of April 14, 1865?*

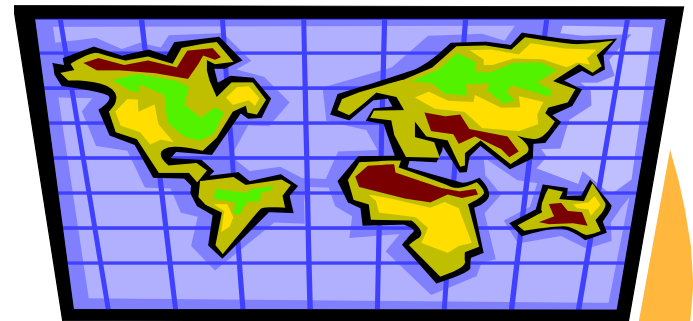
*D.C. Everest Social Studies D.C. Everest Area Schools Weston, WI 54476*



**“In an increasingly complex world, sometimes old questions require new answers.”**

# Concept Mapping

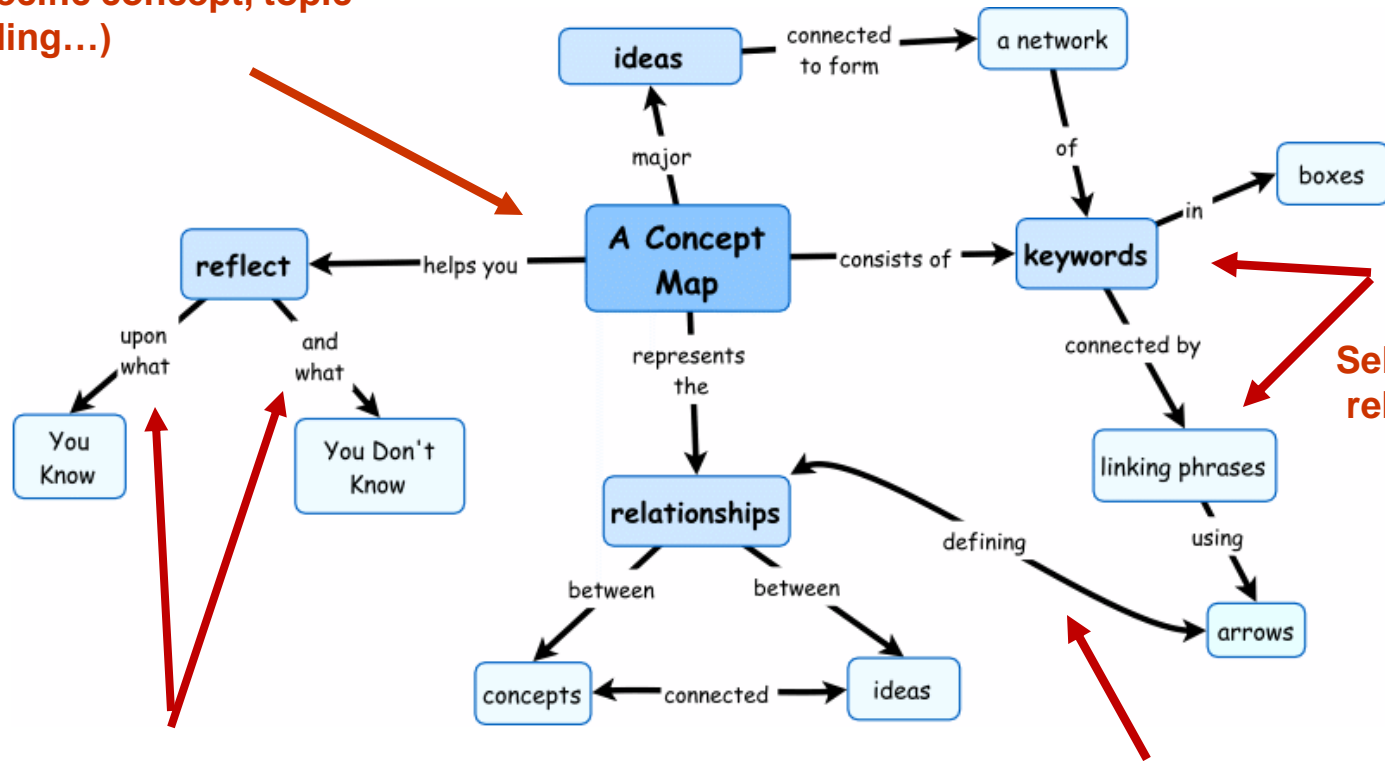
Presents the relationships among a set of connected concepts and ideas. Student is able to reflect on what they know and don't know thereby allowing the teacher to differentiate further instruction. Can be used with individuals, pairs or groups.





# Example of a Concept Map

Choose a specific concept, topic  
(article , reading...)

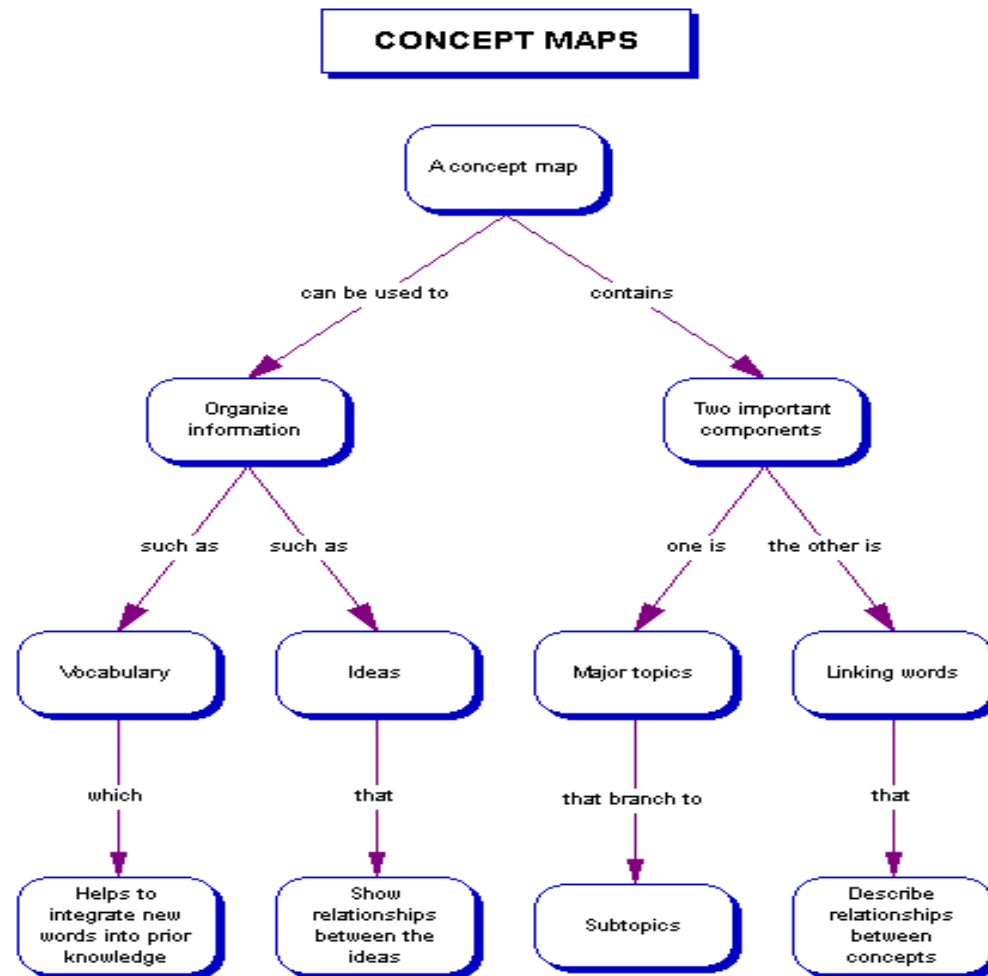


Select a few  
related key terms

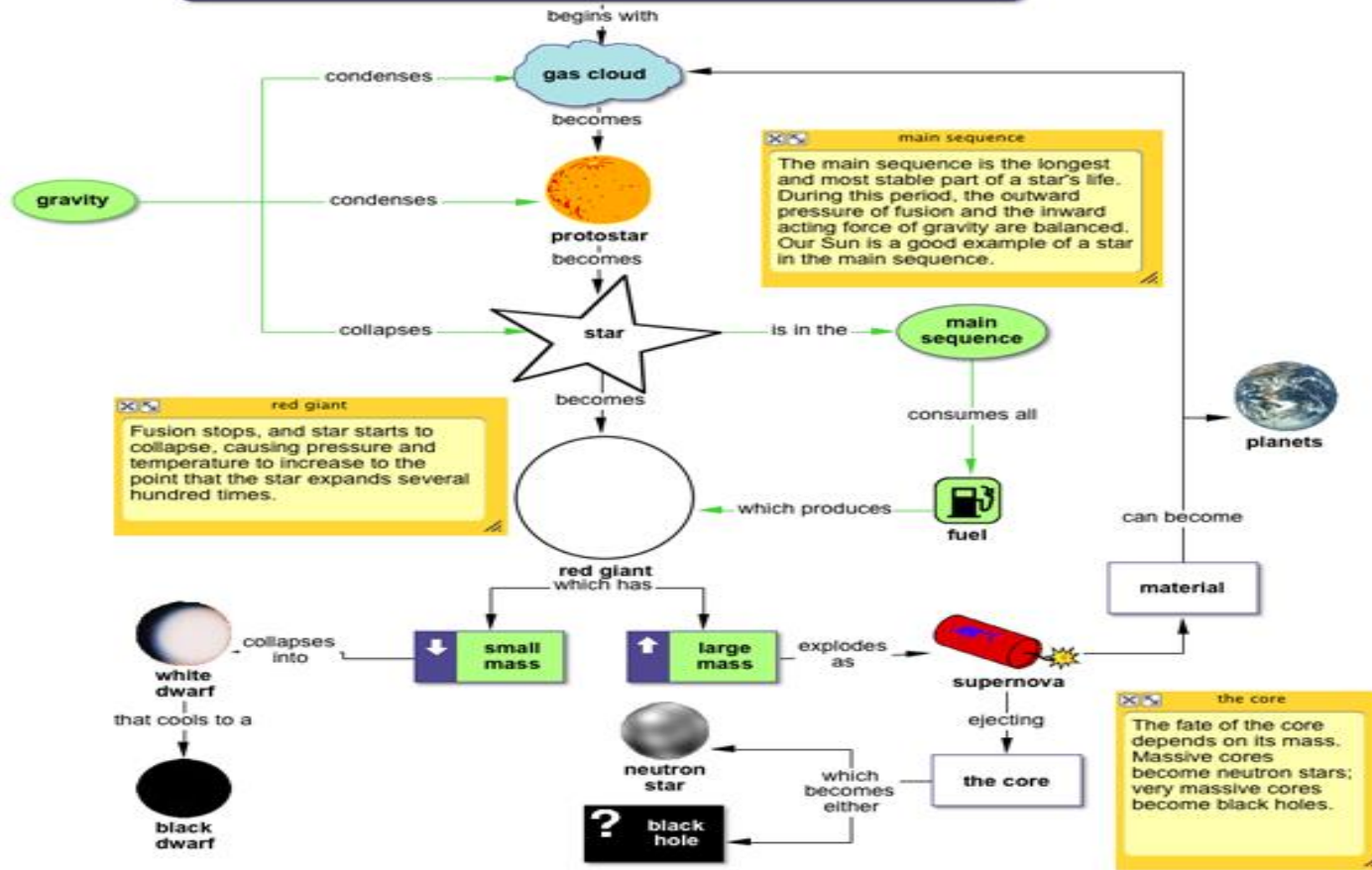
Draw arrows between them  
+ add a phrase that links terms

Add  
cross-links

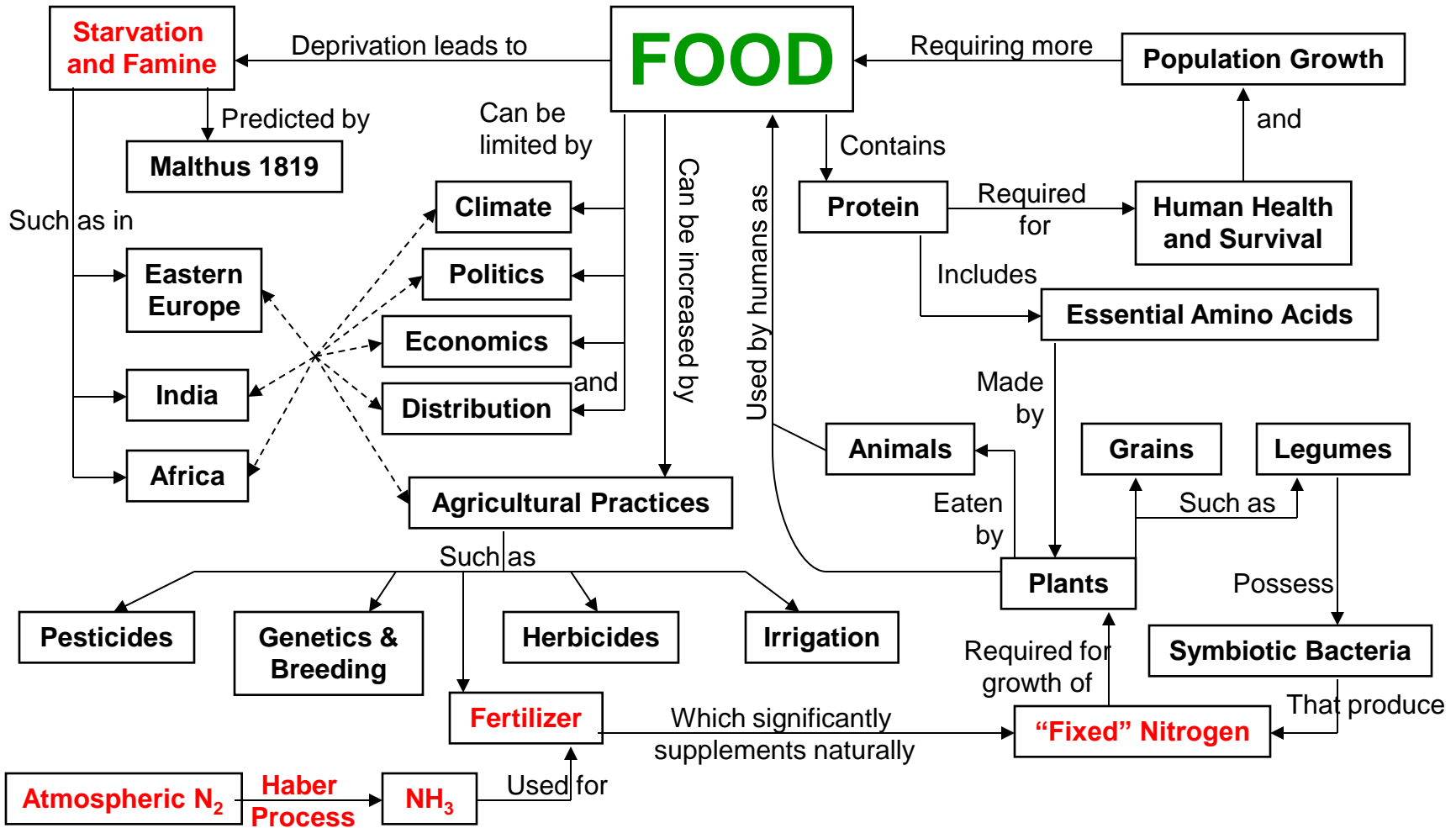
# Another example of a Concept Map about concept mapping



# Life of a Star




**Proposition: Without the industrial chemical reduction of atmospheric nitrogen, starvation would be rampant in third world countries.**



# Steps in constructing a Concept Map...


1. Brainstorming




2. Organizing



3. Layout



4. Linking



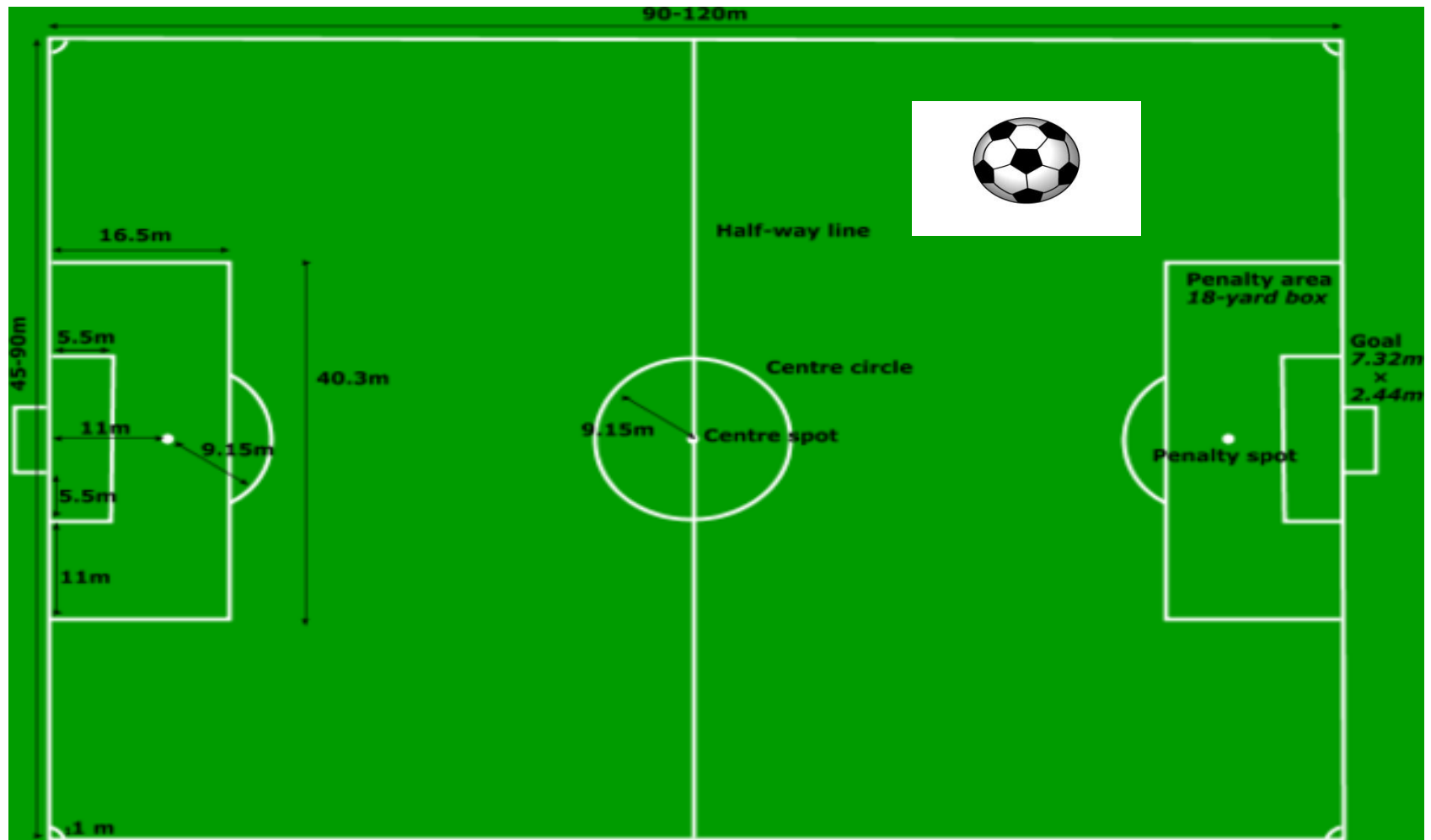
5. Finalizing



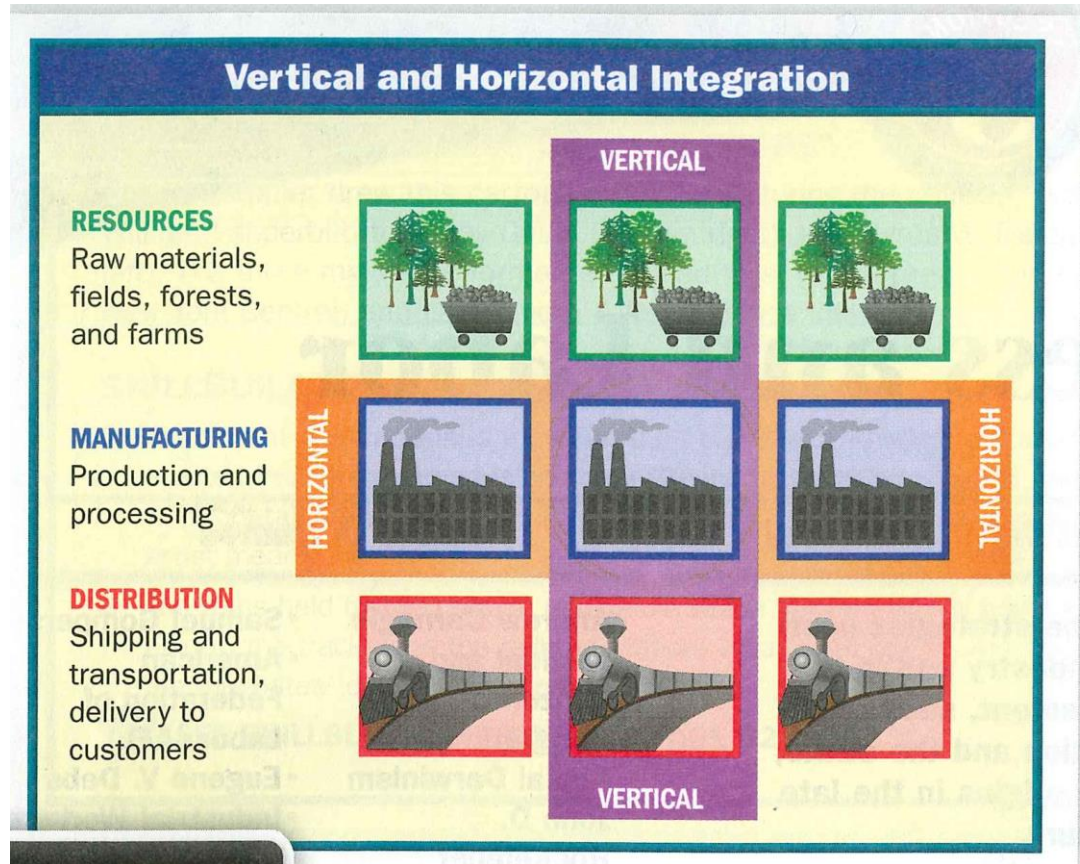
# **For second language learners, students of varying reading skill, students with learning disabilities, and younger learners**

- Teachers can use concept maps as a pre-reading strategy by inviting students to share what they already know about a particular concept. While reading, teachers should ask students to help add to the map as a group using an overhead or large chart. This provides a visual aid for building upon their prior knowledge with new information they have gathered from reading.
- Teachers may wish to have students practice writing skills by asking students to write on their own concept map.
- Teach vocabulary words explicitly and use simple words.
- Be sure the pointed part of each arrow is clear. Design the graphics to minimize directional confusion.
- When applicable, allow students to draw pictures or use cut out pictures as well as words.

# Examples from the field....



# DO NOW – 10/16



Explain how Carnegie used both **vertical & horizontal integration** to grow and dominate.



# DO NOW – *Dies Irae*

1. What does the cartoonist suggest will happen to individuals because of the crash?

**It appears individuals will be crushed.**

2. How does the cartoonist convey the sense of fear and shock?

**crash buildings, horrified faces, mob panic in streets**

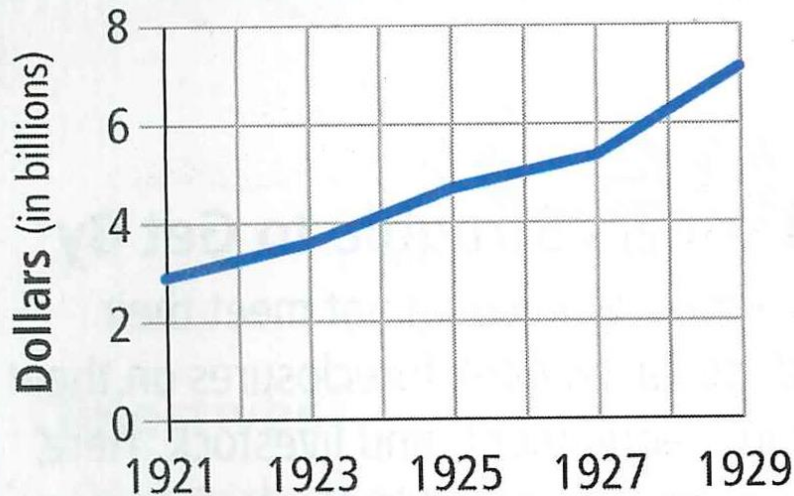
3. What do the looks on people's faces indicate about the impact of the crash?

**Their faces show fear, shock, and horror. Many feel like their lives are being ruined by the crash**



# DO NOW – Causes of Depression

## Consumer Debt, 1921–1929



SOURCE: *Historical Statistics of the United States*

1. What was the **total increase** in consumer debt from 1921 to 1929?

\$7 billion (1929)  
- \$3 billion (1921)

**\$4 billion**

2. **Costs of Debt.** How did easy credit eventually hurt the U.S. economy?

Too many bills to pay!

**Americans stopped spending.**

## DEVELOPING HISTORICAL PERSPECTIVE

# DO NOW – *Japanese Internment*



1. Do you think that the government's policy of evacuating Japanese Americans to camps was **justified** on the basis of "military necessity?" Explain your answer.

**YES** - U.S. had no way of telling w/  
certainty that Jap citizens were loyal.

**NO** - U.S. had no proof that Jap  
citizens were disloyal to their  
country.



# DO NOW – Women at War



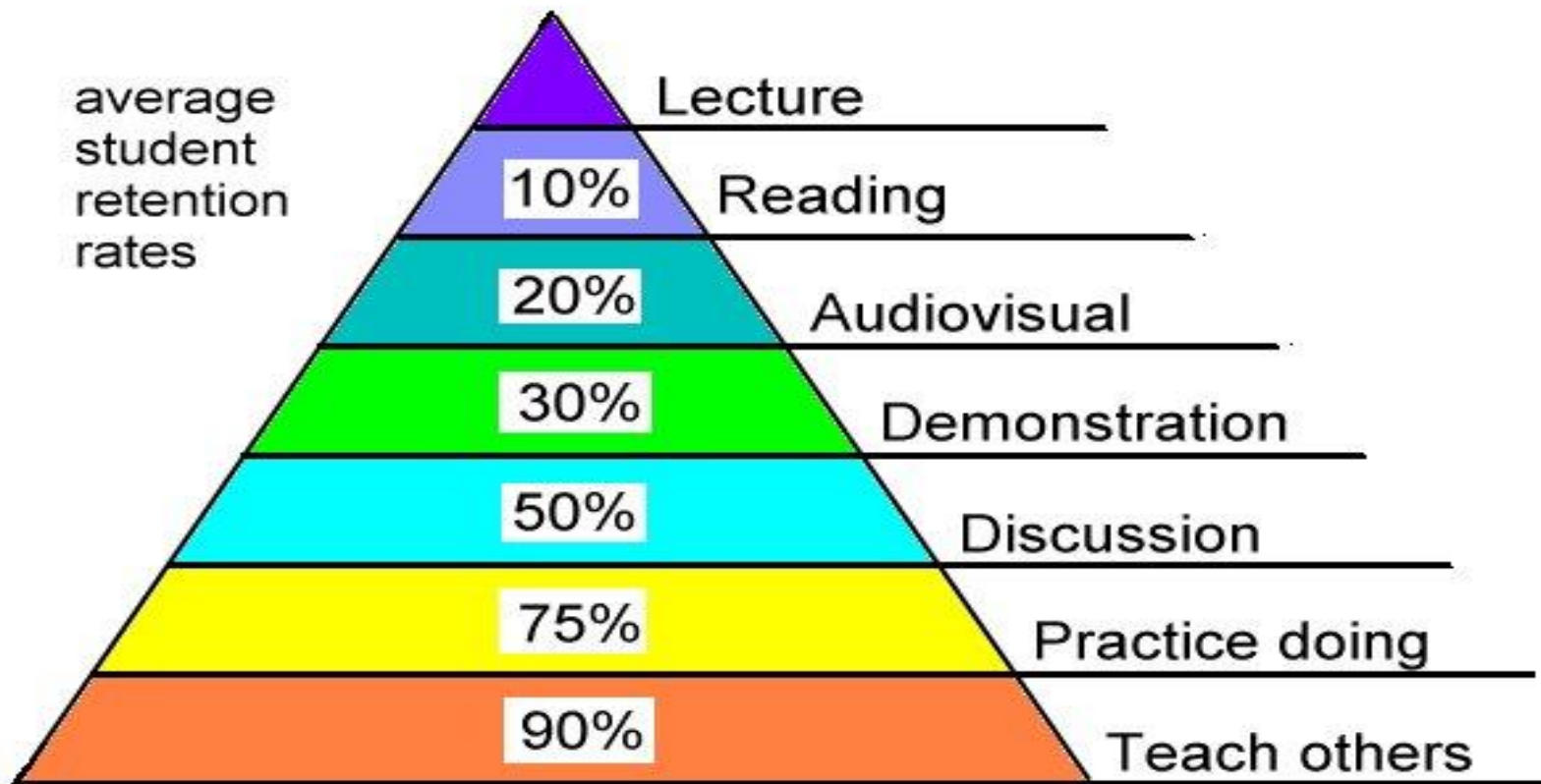
1. Describe the **WAC** during World War II.
2. Why might society, especially men, be **against women going** into war?
3. **OPINION** – Do you think women should be allowed to serve in front line combat units?

# Student Engagement



**Active student engagement means that we are creating opportunities for students to be involved in instructional activities in numerous, varied and meaningful ways. It decreases the likelihood that behavioral challenges will emerge.**

# Learning Pyramid



Source: National Training Laboratories, Bethel, Maine

**Tell me,  
I forget.**

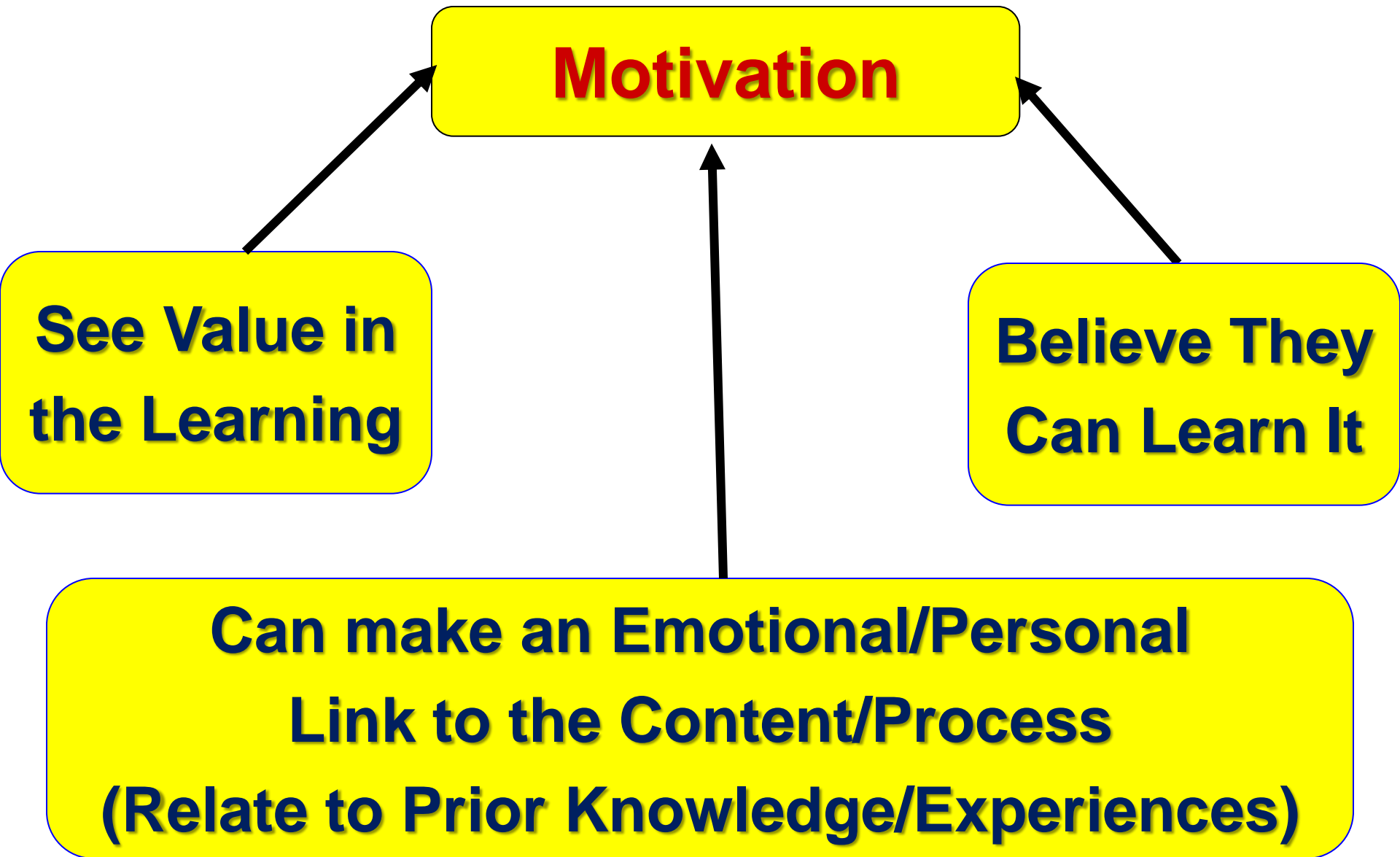
**Show me,  
I remember.**

**Involve me,  
I understand.**

-Ancient Chinese Proverb

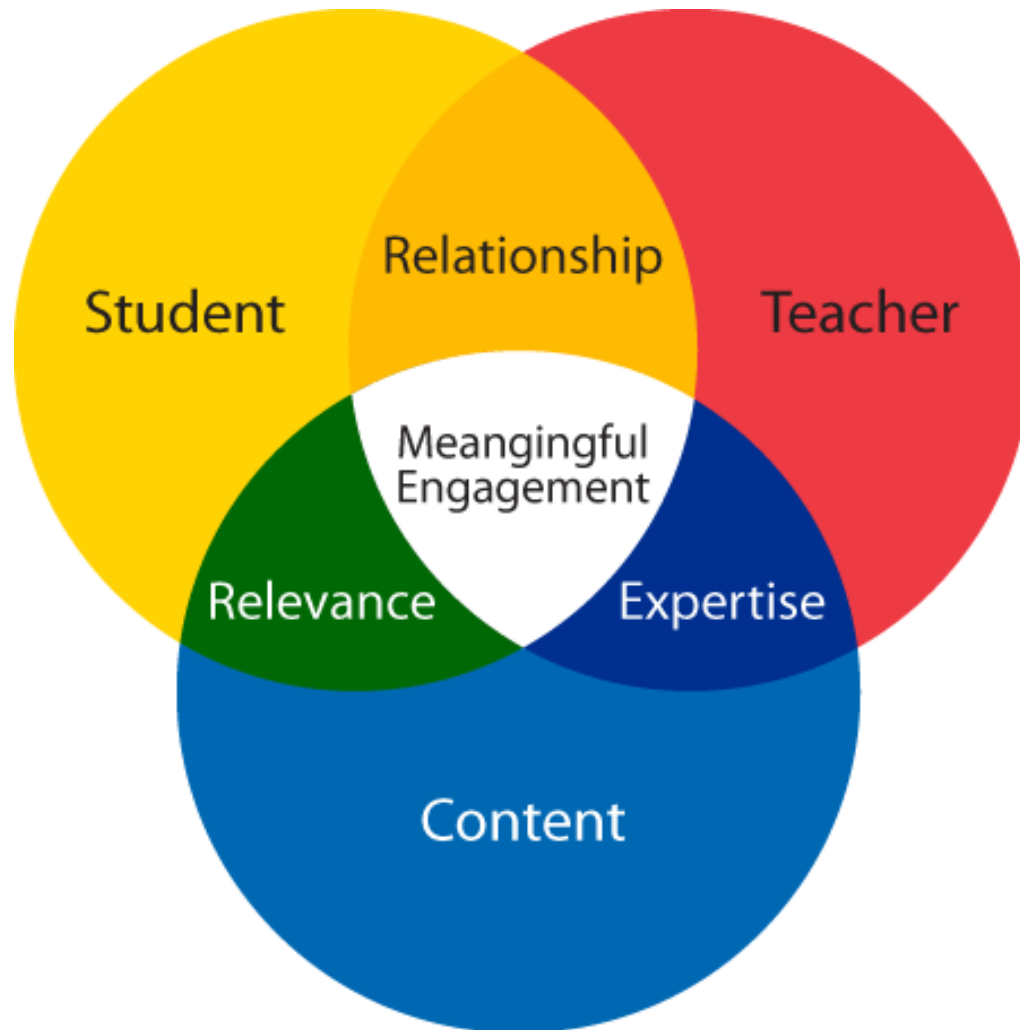


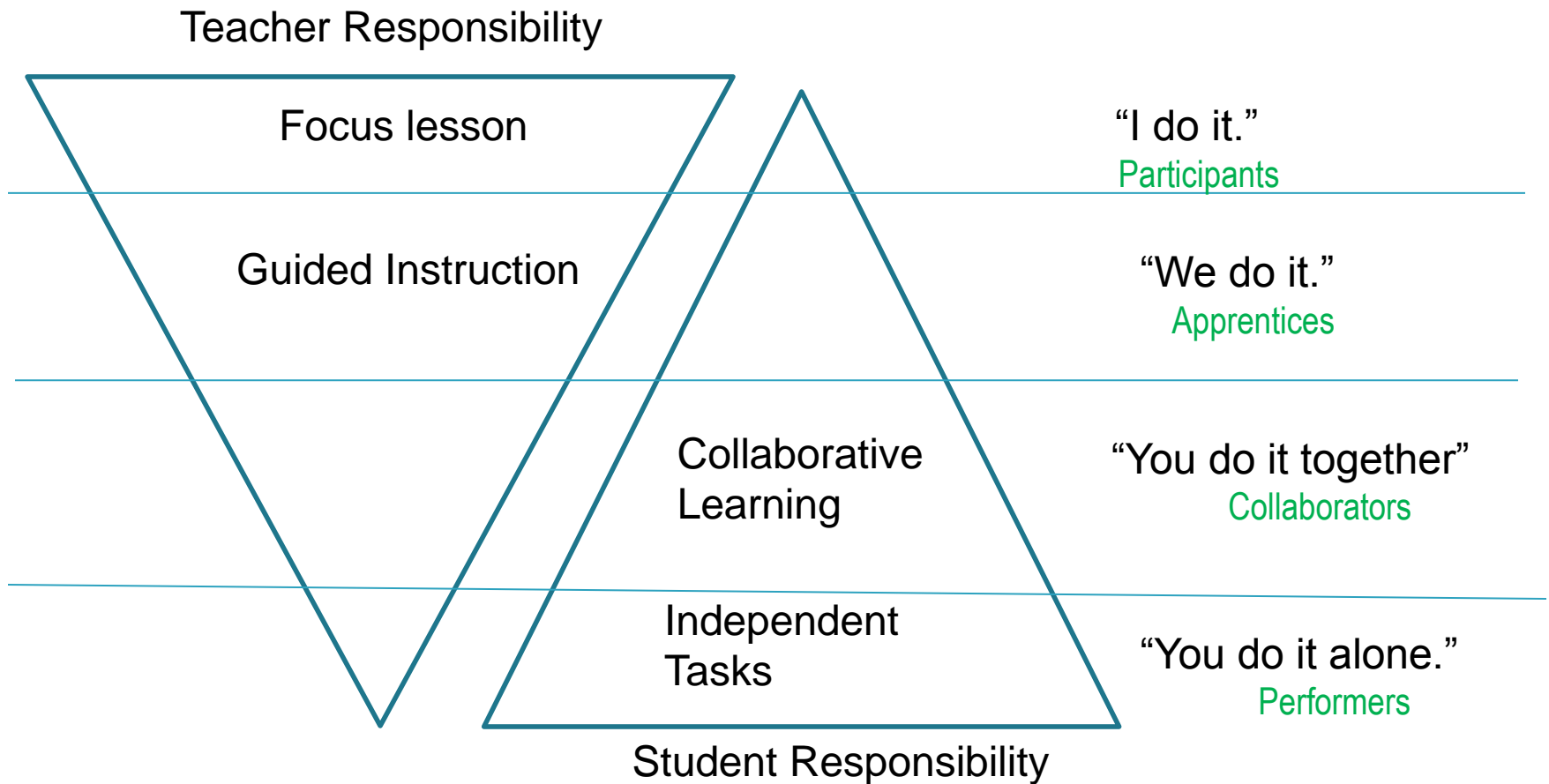
Students are motivated to engage when...





# Student Engagement Model





## Gradual Release of Responsibility Model

Frey, Fisher & Everlove, "Productive Group work"

# Three Dimensions of Engagement

## **Relational Engagement:**

The quality of students' interactions in the classroom and school community

How do students' ways of relating to their teachers and peers affect their motivation, performance, and understanding of academic content?

## **Behavioral Engagement:**


The quality of students' participation in the classroom and school community

How do students' patterns of behavior and participation in the classroom affect their motivation, performance, and understanding of academic content?

## **Cognitive Engagement:**

The quality of students' psychological engagement in academic tasks, including their interest, ownership, and strategies for learning

How do students' emotional and cognitive investment in the learning process affect their performance and understanding of academic content?



# What Engaged Students Say, Do and Look Like

- Students are included and treated fairly.
- Students show that they know when they are successful in tasks.
- Students can make real authentic choices and regulate own learning.
- Students seem secure and safe in the classroom.
- Students are actively discovering, constructing and creating.
- Students are listening, observing, noticing and being mindful.
- Students are immersed in tasks.
- Students keep busy and active. They are not clock-watching.
- Students say they understand task expectations.
- Students are saying, doing, writing and responding openly.
- Students look satisfied and fulfilled after responding.
- Students sit, walk tall, speak up, look self-assured.


# What Teachers Teaching for Engagement Do

- Teachers express high expectations.
- Teachers create personal human relationships between teachers and students.
- Teachers use a variety of space, student and room arrangements.
- Teachers link to prior knowledge and experience.
- Teachers plan and address allocated time, engaged time and academic learning.
- Teachers review frequently.
- Teachers do continual assessment and feedback.
- Teachers focus language on meaning, form and use.
- Teachers seek evidence of participation and flow.
- Teachers ensure all students are always doing something.
- Teachers articulate rules for participation.
- Teachers use list of evidence checks.
- Teachers include lots of language practice.
- Teachers use a variety of interaction modes.
- Teachers structure tasks in rigorous, active and accountable ways.

# Rationale for Flexible Grouping

- Enhances Student Achievement
- Honors Student Differences
- Facilitates Differentiation
- Fosters Self-Regulatory Behaviors
- Allows for Ongoing use of Authentic Assessment
- Based on Social Learning Theory
- Alleviates Problems Associated with Ability Grouping
- More Effective than Random Grouping
- Provides Opportunities for Scaffolding Instruction
- Addresses Students' Varying Age Appropriate/Developmental Needs
- More Practical than Tutoring or Remediation

# Equity



# Flexible Grouping

## Homogenous/Ability

- Clusters students of similar abilities, level, learning style, or interest.
- Usually based on some type of pre-assessment

## Heterogeneous Groups

- Different abilities, levels or interest
- Good for promoting creative thinking.

## Individualized or Independent Study

- Self paced learning
- Teaches time management and responsibility
- Good for remediation or extensions

## Whole Class

- Efficient way to present new content
- Use for initial instruction

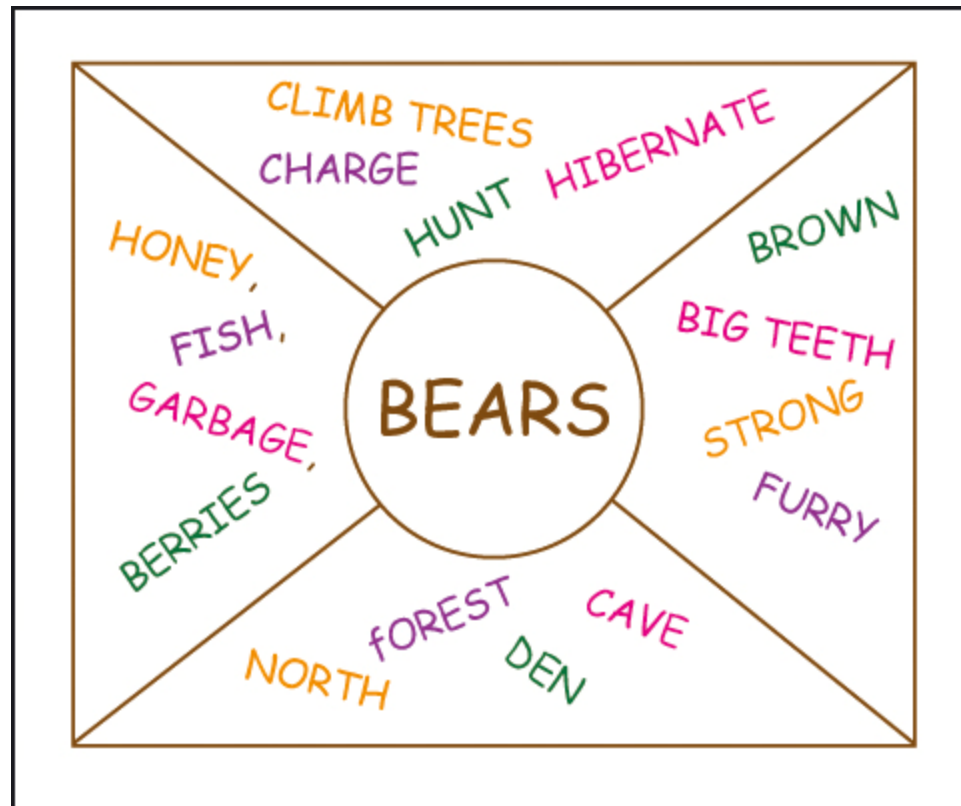


# PIES

Principle	Critical Question	Increase Student Engagement
Positive Interdependence	Does the success of one benefit others? Is everyone's contribution necessary?	Students encourage and tutor those who otherwise might give up. Every student's contribution is necessary.
Individual Accountability	Is <b>individual, public</b> performance <b>required</b> ?	Students who otherwise would not participate are required to respond.
Equal Participation	How equal is the participation?	Shy and weaker students are given equal time.
Simultaneous Interaction	What percent are interacting at once?	Per pupil active engagement is increased dramatically.

# Graffiti

During the Graffiti strategy, students brainstorm ideas and record them on large sheets of chart paper. This is a creative way to collect thoughts from all or most of the students in the classroom.



# Examples from the field....



# DO NOW – 9/29

Which of the following statements do you most agree with?

A – Westward expansion was an inevitable and positive process.

B – Westward expansion was immoral and unfair because of the way it affected Native Americans.

C – Westward expansion was a process of its time and cannot be judged by modern standards.

# Which statement do you **MOST** agree with?

1. War should be avoided at all costs.
1. War should be fought only to save innocent lives.
1. War is a noble pursuit.
1. War should be used to gain territory & increase power.




# National Security

VS.

# Individual Rights

*What is more important during a time of war?*

# Differentiated Instruction Is...



**A proactive decision-making process that considers critical student learning differences and the curriculum. Differentiated instruction decisions are made by teachers and are based on: (1) formative assessment data, (2) research-based instructional strategies, and (3) a positive learning environment.**



How are we designing instruction that uses who students are (*strategic decision-making*), what they know and can do (*assessment*), and that is reflective of their learning needs (*instruction*)?





**Content:** What the student needs to learn.

The instructional concepts should be broad based, and all students should be given access to the same core content. However, the content's complexity should be adapted to students' learner profiles. Teachers can vary the presentation of content, ( *i.e.*, textbooks, lecture, demonstrations, taped texts) to best meet students' needs.

Carol Tomlinson

**Process:** Activities in which the student engages to make sense of or master the content.

Examples of differentiating process activities include scaffolding, flexible grouping, interest centers, manipulatives, varying the length of time for a student to master content, and encouraging an advanced learner to pursue a topic in greater depth.

**Products:** The culminating projects that ask students to apply and extend what they have learned.

Products should provide students with different ways to demonstrate their knowledge as well as various levels of difficulty, group or individual work, and various means of scoring.

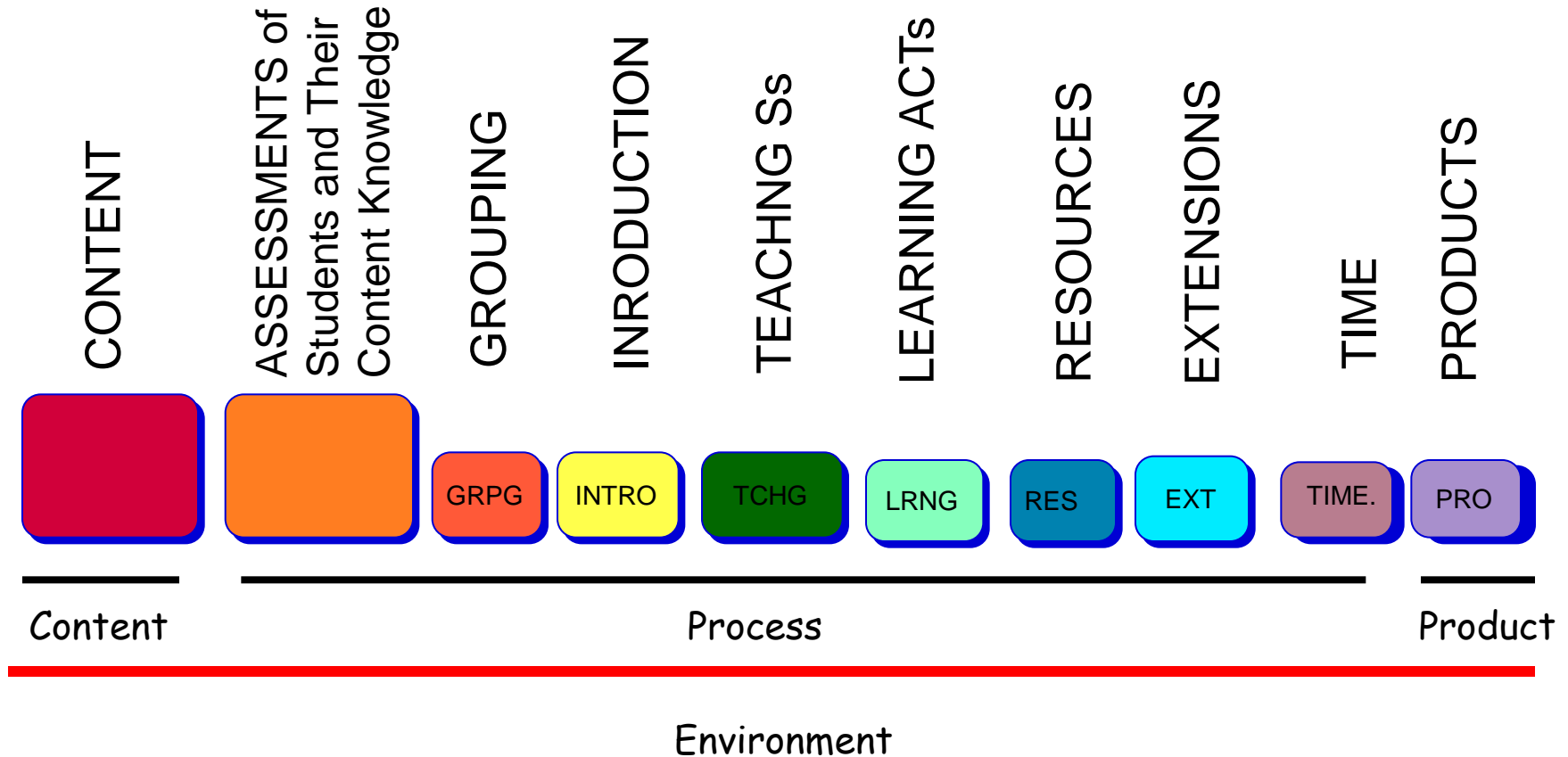
# Learning Environment: The way the classroom works and feels.

The differentiated classroom should include areas in which students can work quietly as well as collaborate with others, materials that reflect diverse cultures, and routines that allow students to get help when the teacher isn't available

*(Tomlinson, 1995, 1999; Winebrenner, 1992, 1996).*

# THE DECISION-MAKING PROCESS in Differentiated Instruction

How can I **adapt** one or more of the 10 curriculum components to address the **ONE** targeted learning difference?



# A word about...

## *Providing Meaningful Tasks*

- Rigor – Tasks must be challenging enough to stimulate critical thinking and result in more than one response or conclusion.
- Relevance - Tasks must fulfill an emerging need and provide connection to current and/or desired state of being.
- Relationships – Tasks must offer a challenge or problem that requires engaging multiple perspectives to resolve.

# Vocabulary Vitamins

<b>Connect the word with something in your world and discuss it.</b>	<b>Locate the word in the text and read the paragraph to get context meaning.</b>	<b>Create a design that depicts the meaning of the word.</b>
Make a mnemonic to remember the word and its meaning.	Make a word puzzle or a game.	Contrast the word with something else.
Write a poem with the word, its meaning, and facts about the word. Illustrate it.	Tell a story using the word three times in the plot.	Teach the word and its meaning in a memorable way to a classmate or family member.
Explain how the word is used in the text.	Divide the word into syllables. Chant and tap the syllables.	Create a song, poem, cheer or rap using the word as the topic.
Role play the meaning of the word.	Design a banner or flag for the word.	Sell the word by writing an advertisement for it.

IN A DIFFERENTIATED CLASSROOM...

The More Ways You Teach,  
The More Students You Reach!

VAK



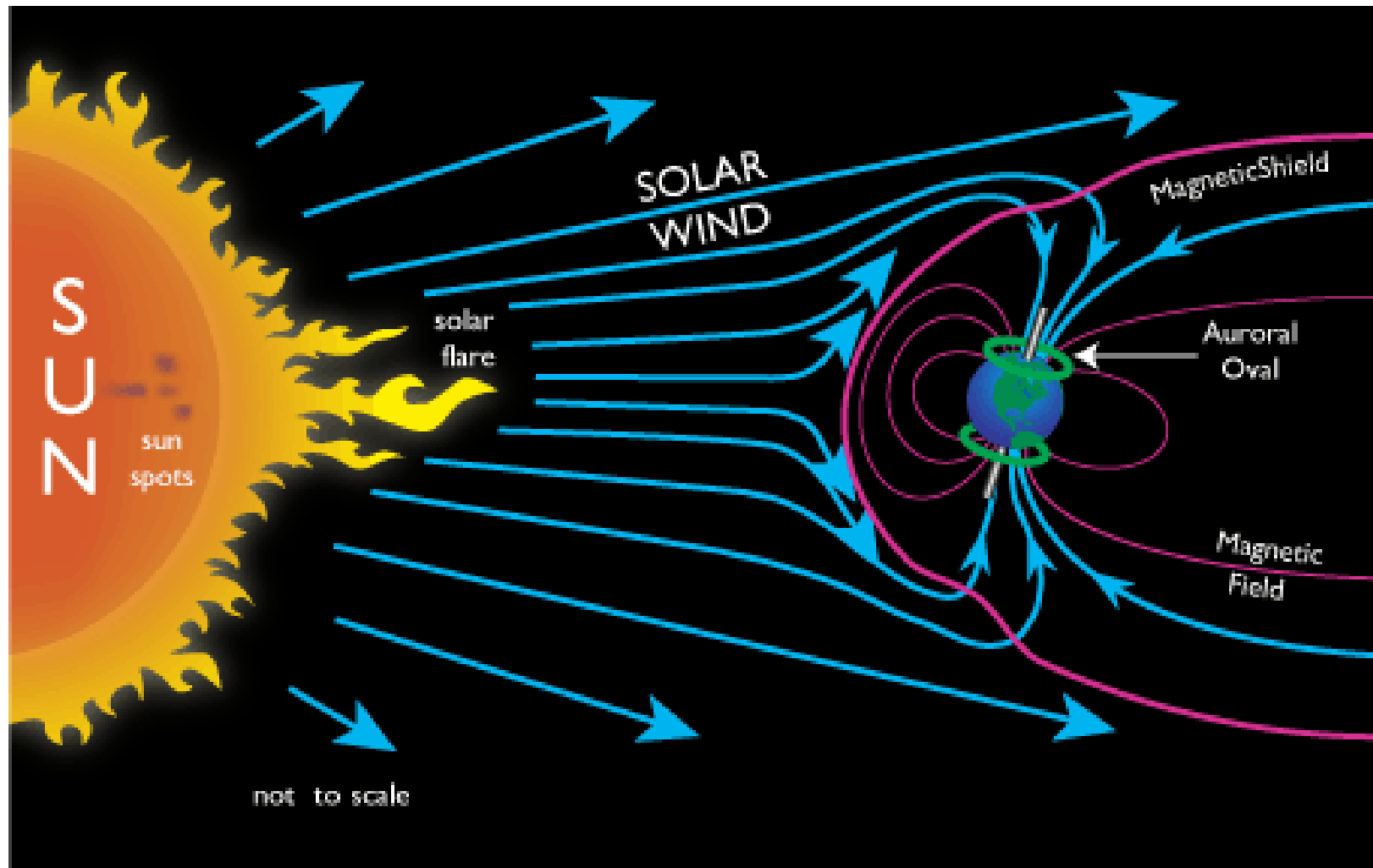
# Resources....

Dare to Differentiate..Choice board, Menu examples,  
Learning center ideas, RAFT etc....

<http://daretodifferentiate.wikispaces.com>



<http://differentiationcentral.com/videos2.html>

# Examples from the field....





John Gast, American Progress, 1872.  
Chromolithograph published by George A. Croft.  
Source: Prints and Photographs Division, Library of Congress.





## Twitter Exists in 1872 ...

**Assignment** – Select one of the individuals in the John Gast painting, *American Progress*, and tweet a message about what you are about to experience in “The New West.”

Your tweet must include at least two #hashtags and no more than three. No more than 140 characters (like usual) and please be school appropriate.

**Creativity with some historical context is expected.**

Please post your tweet on our Edmodo blog like it was your Twitter account.



## 1 “Miner” Emma

- 0 ➤ Has anyone else heard about The General Mining Act of 1872? Now we can mine gold, platinum, and silver!  
#NewWest #GetPumped

## 9 “Native” Cole

- Why are these settlers tryna get all up in our land! Stay where you were before! Guess its time to put up a fight  
#turnup #getpumped #ourland

## 8 “Settler” Sam

- LOL these native americans think this land is theirs, yo seriously they need to relax, it's our god given right man!!! #manifestdestiny #AMERICA

# December 8<sup>th</sup>, 1941


## U.S. Capitol, Washington D.C.



### **You Are There Working For *CBS News***

Imagine Twitter exists in 1941 and you've been assigned by CBS News to post a "Tweet" reporting on FDR's War Speech to Congress. Your tweet should be professional and creative, reflecting the tone and seriousness of the address. Your tweet should include at least two #hashtags. **PROOFREAD!**





# Instagram



**Homework** – Find a picture from the grueling journey of the Bataan Death March and post it on our blog like *Instagram* exists in 1942. Also post a clear, creative, concise written description that includes at least two #hashtags

# Remember Sept. 11 Product


Create a poster, poem, postcard or plate (license) to commemorate the tragic event.

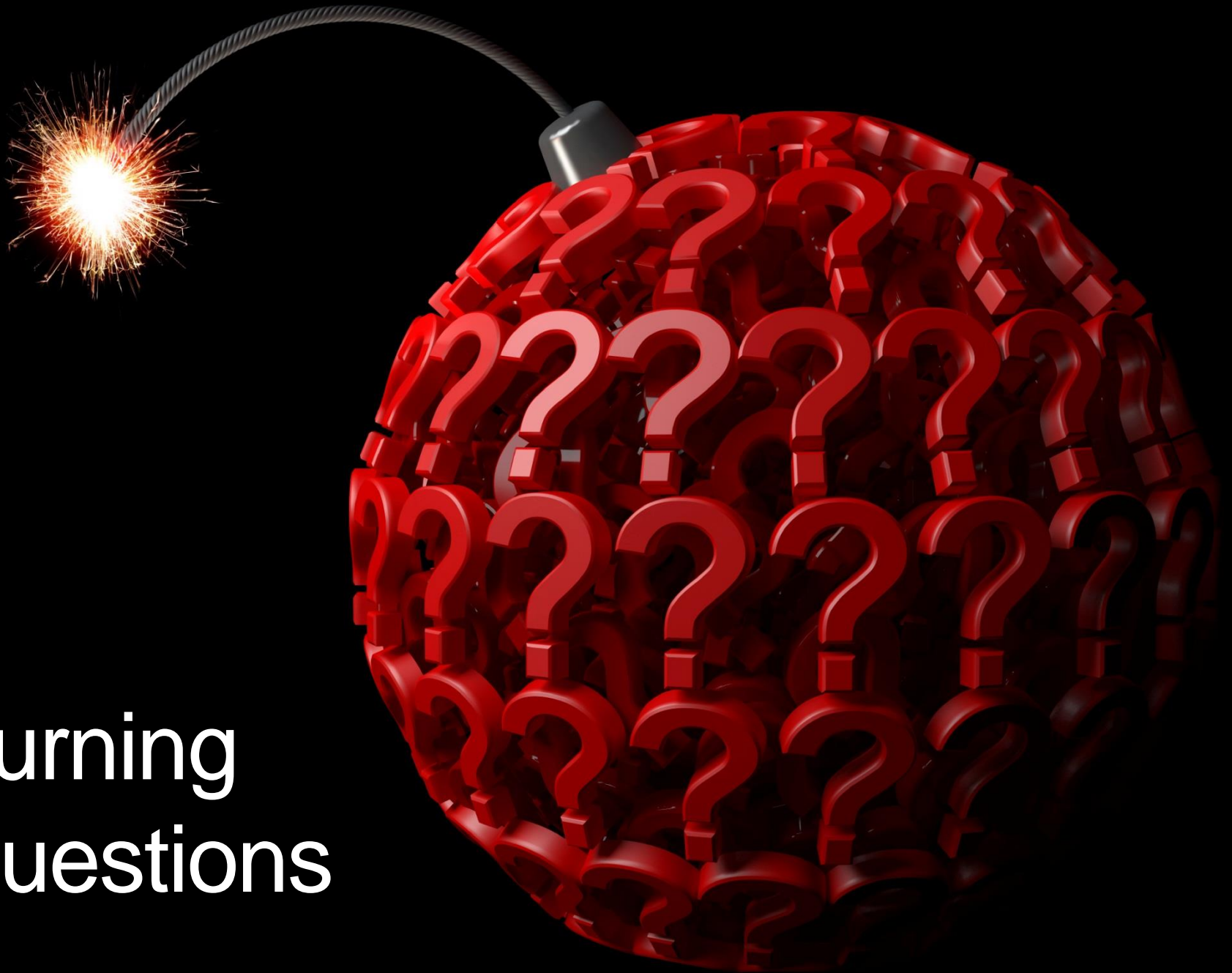




# HOMework

- You are an advisor to President Truman.
- Write a **60-second persuasive speech** advising the president to select **WHAT YOU THINK** is the best option to end the war vs. Japan.
- Use **specific examples** from class to support your position.





Burning  
Questions

# Thanks to.....

- Donna Bonito- Green Acres Elementary-North Haven
- Rachel Sullivan- Montowese Elementary- North Haven
- Dennis Fowler- Lewis Mills HS- Burlington



# Contact US or Visit the SERC Library

Irene H. Zytka, Ed. D, Consultant, SERC

tel: 860-632-1485, x363

email: [Zytka@ctserc.org](mailto:Zytka@ctserc.org)

- **SERC LIBRARY**, Offers more than 10,000 resources , [www.ctserc.org/library](http://www.ctserc.org/library)
  - Books
  - Instructional materials
  - Tests
  - Journals
  - Online databases
  - DVDs, videos, CD-ROMs
  - Professional development materials for staff