

Rtravaglini

STEP 1: CALCULATING TOTAL ALLOCATED SCHOOL TIME

Standard School Days

Start time: 08:00 AM

End time: 03:00 PM

Number of standard days/week: 0

Number of standard days/school year: 0

Total minutes/day: 420

ER / Late Start Days

Start time: 08:00 AM

End time: 03:00 PM

Number of ER / Late Start days/week: 0

Number of ER / Late Start days/school year: 0

Total minutes per ER/Late Start day: 420

Total Required Minutes/Week: 0

Required annual hours: 0

STEP 2: CALCULATING WEEKLY ALLOCATED SCHOOL TIME

ACADEMICS/ACADEMIC SUPPORT			SPECIALS/ELECTIVES			OTHER		
	Minutes/ Week	Allocated Time %		Minutes/ Week	Allocated Time %		Minutes/ Week	Allocated Time %
Core Academics	0	0.0%	Scheduled Class/Activity	0	0.0%	Lunch/Recess	0	0.0%
English Language Arts	0	0.0%	Physical Education	0	0.0%	Transitions b/wclasses	0	0.0%
Mathematics	0	0.0%	Art	0	0.0%	Study halls/Homework	0	0.0%
Science (incl. labs)	0	0.0%	Music	0	0.0%	Homeroom	0	0.0%
Social Studies	0	0.0%	Computers/Technology	0	0.0%	Other	0	0.0%
Foreign Language	0	0.0%	Other	0	0.0%	Other	0	0.0%
Other	0	0.0%	Other	0	0.0%			
Academic Support	0	0.0%	Social/Emotional Support	0	0.0%			
Tutoring	0	0.0%	Community Building Activity	0	0.0%			
Remedial classes	0	0.0%	Advisory	0	0.0%			
Targeted support	0	0.0%	Other	0	0.0%			
Other	0	0.0%						
Total Weekly Allotted	0	0.0%	Total Weekly Allotted	0	0.0%	Total Weekly Allotted	0	0.0%
Hours/Week	0.00		Hours/Week	0.00		Hours/Week	0.00	
Hours/Day (Avg.)	0.00		Hours/Day (Avg.)	0.00		Hours/Day (Avg.)	0.00	

Rtravaglini

STEP 3: ESTIMATING WEEKLY NON-PURPOSED TIME

ACADEMICS/ACADEMIC SUPPORT			SPECIALS/ELECTIVES			OTHER		
	<i>Minutes/ Week</i>	<i>Allocated Time %</i>		<i>Minutes/ Week</i>	<i>Allocated Time %</i>			
In-class Transitions	0	0.0%	In-class Transitions	0	0.0%	NOTE: Because "Non-Purposed Time" by definition means a shift from its intended purpose (i.e., either Academics or Non-Core Academics) to Other, data are not entered separately here, but accounted for by totaling the amounts entered in the other two categories.		
Misc. Interruptions	0	0.0%	Misc. Interruptions	0	0.0%			
P.A. Announcements	0	0.0%	P.A. Announcements	0	0.0%			
Estimated Non-Purposed	0	0.0%	Estimated Non-Purposed	0	0.0%	Total Estimated Non-Purposed	0	

STEP 4: ESTIMATING ANNUAL REDIRECTED TIME




ACADEMICS/ACADEMIC SUPPORT			SPECIALS/ELECTIVES			OTHER		
				<i>Hours/ Year</i>	<i>Allocated Time %</i>		<i>Hours/ Year</i>	<i>Allocated Time %</i>
NOTE: Because the tool assumes that all "Redirected time" is taken away from the Academics category, no data are entered here.			Assemblies	0	0.0%	Mandated Testing	0	0.0%
			Other Schoolwide Events	0	0.0%	School-wide Testing	0	0.0%
			Field Trips	0	0.0%	Transitional Days	0	0.0%
			Total	0	0.0%	Total	0	0.0%
			Estimated Annual Time	0	0.0%	Estimated Annual Time	0	0.0%

STEP 5: ANALYSIS OF ACTUAL TIME SPENT




ACADEMICS/ACADEMIC SUPPORT		SPECIALS/ELECTIVES		OTHER	
<i>By Week</i>		<i>By Week</i>		<i>By Week</i>	
Minutes/Week	0	Minutes/Week	0	Minutes/Week	0
Percent of Weekly Minutes	0.0%	Percent of Weekly Minutes	0.0%	Percent of Weekly Minutes	0.0%
<i>By Year</i>		<i>By Year</i>		<i>By Year</i>	
Hours/Year	0	Hours/Year	0	Hours/Year	0
Percent of Annual Hours	0.0%	Percent of Annual Hours	0.0%	Percent of Annual Hours	0.0%

Rtravaglino

Weekly Minutes

-  Academics / Academic Support
-  Specials / Electives
-  Other

Annual Hours

-  Academics / Academic Support
-  Specials / Electives
-  Other